

INFRARED TOUCH SCREEN SPECIFICATION

SERIES _____ S Series _____

MODEL _____ STW50-W03GH2M10E-COM-OUT _____

EDITION _____ B0 _____

DATE _____ 2009.07.27 _____

DRAWN _____

CHECKED _____

APPROVED _____

CONFIRM _____

MTC TECHNICAL INSTITUTE

Address: 1/F South, Section 1, Industrial Building 25, Science & Technology Park ,NanShan
District ,ShenZhen 518057 .China

TEL: (86) 0755-26509349/26509215

FAX: (86) 0755-26612331

WEB: www.mtc.com.cn

CONTENTS

1. MECHANICAL	3
2. TOUCH CHARACTERISTICS	3
3. ELECTRICAL.....	4
4. ENVIRONMENT.....	4
5. SOFTWARE (Firmware)	4
6. INTERFACE.....	5
7. DRAWING.....	6

STW50-W03GH2M10E-COM-OUT

1. MECHANICAL

Housing	Aluminium alloy
Touch panle size (out line)	1165.0(W) ×682.0(D) ×11.8(H)mm
Actice area	1108.0(W)×625.0(D)mm
Net Weight	5.0Kg
Drawing	Refer to .Appendix 7.

2. TOUCH CHARACTERISTICS

Input Method	Finger or touch pen
Touch Activation Force	Non Minimum activation force
Position Accuracy	2mm
Resolution	4096(W) × 4096(D)
Response Time	Touch: 16ms
	Drawing : 16ms
Cursor Speed	120 dot/sec
Glass	3mm glass, Transparence : 92% ~ 100%
Optics Number	218(W)×123(D) pcs
Optics Cell Area	5.08(W)×9.00(D)mm ²
Object Touch Size	≥ Ø5mm
Touch Intensity	Over 60 millions single touch

3. ELECTRICAL

Operating Voltage	DC 4.5V ~ DC 5.5V	
Power	2.5W (500mA at DC 5V)	
Anti -Static Discharge	Touch Discharge, Grade 2: Lab Vol 4KV	Standard B
	Air Discharge, Grade 3: Lab Vol 8KV	
Power Supply	DC 5V ,2A	

4. ENVIRONMENT

Temperature	operating: -10 °C ~ 50 °C
	storage: -30°C ~ 60 °C
Humidity	operating: 20% ~85%
	storage: 0%~95%
Relative Humidity	40 °C, 90% RH
Anti – glare Test	Incandescent lamp (220V,100W) , operating distance over 350mm
Altitude	3,000m
Interface	RS232(C)
Detection Method	Infrared rays
Seal Ability	IP65
Working Environment	Under sunlight ,indoor and outdoor
Application of Display	LCD、PDP

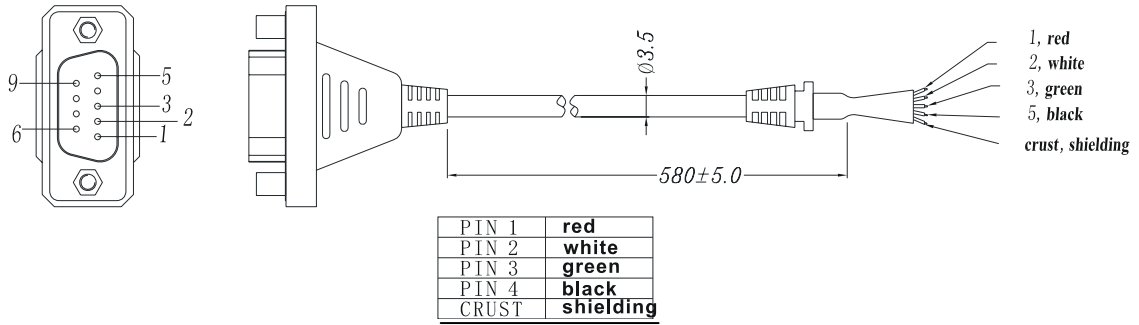
5. Software (Firmware)

Scanning	Auto full screen scanning
Touch Trigger	Drop,raise,move on plane
Output	Coordinate output

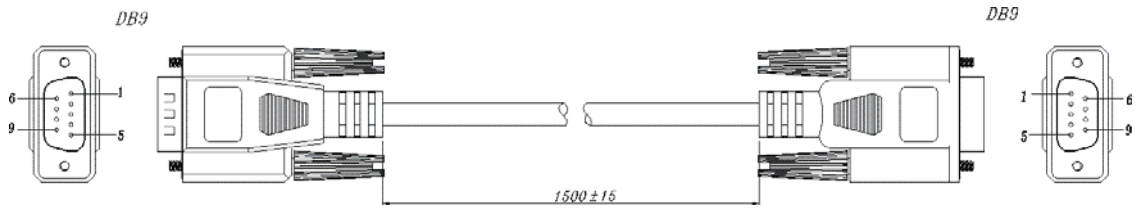
6. Cable information

6.1 DB9 Cable

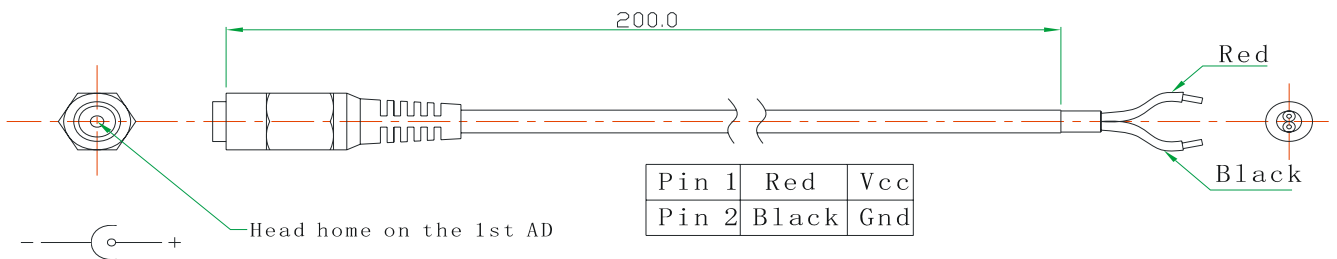
DB9-M



6.2 DB9/M+ DB9/F interface cable



6.3 DC interface cable



7. drawing

